

# Publishing Online

Lecture 6 - COMPSCI111/111G

# Today's lecture

- ▶ Blogs
- ▶ Wikis
- ▶ Social issues around online publishing

# Blogs

- ▶ Short for **web log**, a website where posts are displayed in reverse chronological order (ie. newest posts first)
- ▶ Around 150 million blogs worldwide on a range of topics from personal to political

# Blogs

- ▶ Different kinds of blogs: photo blog, video blog (vlog), audio blogs (podcasts)
  
- ▶ Online blogging platforms include Blogger, Wordpress, Silvrback



# Blogs - advantages

- ▶ For the blogger:
  - ▶ Blogs generate revenue through advertising.
  - ▶ May provide opportunity to cross-over into mainstream media.
- ▶ For the reader:
  - ▶ Blogs can also be sources of news (eg. TMZ, Gizmodo)
  - ▶ Blogs gave people a voice during political unrest



# Blogs - disadvantages

- ▶ Can provide too much information about yourself
  - ▶ Extremely difficult to erase any information that has been placed on the Internet because information is easily duplicated
- ▶ Blogs can contain incorrect information or personal opinion, so can be unreliable sources of information
- ▶ Some people use blogs or the comments section on blog posts to harass or insult other people


# Microblogging

- ▶ A form of broadcast communication that is similar to blogging
- ▶ The key difference is that smaller portions of content are shared on microblogs
- ▶ Well-known microblogging platforms include:
  - ▶ Twitter
  - ▶ Tumblr
  - ▶ Pinterest
  - ▶ Instagram



# Wikis

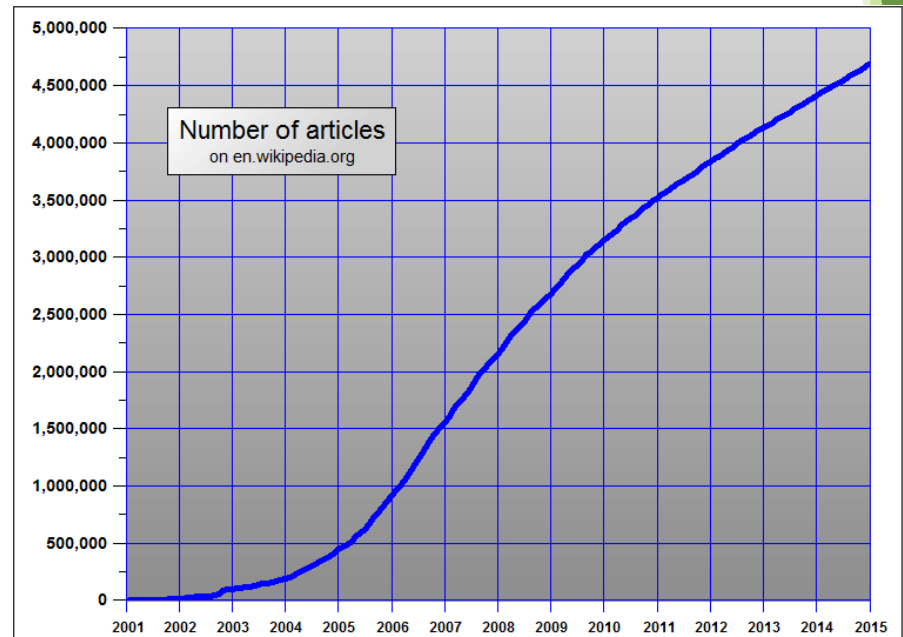
- ▶ A set of public webpages that can be edited by anyone, which encourages collaboration
  - ▶ Can also have private wikis that can only be edited by authorised people
- ▶ Created by Ward Cunningham in 1995. Named after the 'wiki-wiki' shuttle buses in Hawaii ('wiki' means 'quick' in Hawaiian)
- ▶ Wiki pages are written in plain text, with wiki markup used to add formatting (italicise text, add links etc.)





# Wikipedia

- ▶ Wikipedia is the best known wiki. Launched in 2001 by Jimmy Wales and Larry Sanger
- ▶ Today, it has over 5.3 million English articles with around 20,000 articles added each month
- ▶ Funded by grants and public donations
- ▶ Wikipedia runs on the MediaWiki software platform and is hosted on around 400 servers



# Wikipedia

## ▶ Advantages:

- ▶ Everyone can access and contribute to Wikipedia
- ▶ Easy to use
- ▶ Quick to develop material
- ▶ Enormous amount of topics and information available

## ▶ Disadvantages:

- ▶ No direct quality control
- ▶ Bias in some articles
- ▶ Information changes rapidly
- ▶ Vandalism is a real problem



# Wikipedia - vandalism

- ▶ Wikipedia has a number of automated and manual systems for addressing vandalism
- ▶ **Bots:** vandalism is automatically detected and reverted by a bot called ClueBot NG
- ▶ **Recent change patrol:** a group of people monitor the [Recent Changes](#) page to modify or remove vandalism
  - ▶ Can also modify or remove edits that don't meet Wikipedia's standards

# Wikipedia - vandalism


- ▶ **Watchlists:** registered users can watch a page that they have created/edited or are interested in, allowing them to watch for vandalism
- ▶ **Reader-reported vandalism:** readers can address vandalism by:
  - ▶ Reverting to an older version of the page
  - ▶ Warning the vandal that their actions have been noted
  - ▶ Report the vandal to Wikipedia administration

# Wikipedia's reliability

- ▶ 2005 study in Nature: experts analysed 42 articles, found the articles had the same error rate as Encyclopedia Britannica
  - ▶ A summary of other studies can be found on [Wikipedia](#)
- ▶ Generally, Wikipedia articles on academic topics are more accurate than articles on pop culture and politics
  - ▶ Maybe because these articles are more subjective or opinion-based?
- ▶ Wikipedia should be a starting point for research rather than a definitive source of information

# Encyclopedia Britannica

- ▶ This popular printed encyclopedia now only exists online
- ▶ Articles have generally been checked for accuracy and correctness
  - ▶ Users can't directly edit the articles but can suggest changes
- ▶ Britannica runs a Publishing Program, which allows people with expertise in their field to publish articles on Britannica



# Other wikis

- ▶ **WikiVoyage**
  - ▶ Travel guide with entries for countries, cities, areas, sights
- ▶ **Wikia**
  - ▶ Collection of Wikis, anybody can create wiki on any topic
  - ▶ Focus on gaming and entertainment topics
  - ▶ ~10 million entries altogether
- ▶ **WikiMapia**
  - ▶ Combination of Google Maps and an extra layer of polygons that mark interesting areas, buildings etc.
  - ▶ ~13 million entries
- ▶ **WikiHow**
  - ▶ Extensive collection of how-to guides
  - ▶ Articles often include media such as photos and videos

# Computer Science wiki

- ▶ The CS Department hosts a number of Wikis, which use the MediaWiki software
- ▶ Anyone can read the wiki but only CS students can edit the wiki when they log in
- ▶ You'll get to contribute to the [Stage One Wiki](#) in the labs





# Computer Science wiki

The screenshot shows a Wikipedia page for the user 'Rbap003'. The page title is 'User:Rbap003 - Stage One Wiki'. The content includes a section titled 'Reuel's Wiki page' with a paragraph and a bulleted list of topics: Operating systems, Networking and communications protocols, and Legal aspects of IT. Below this is a 'Contact details' section with an email address and office location. The right sidebar contains navigation links such as 'User page', 'Discussion', 'Edit', 'History', 'Delete', 'Move', 'Watch', 'Categories', 'Personal tools', and 'Search'. A 'Toolbox' section at the bottom right lists links like 'What links here', 'Related changes', 'User contributions', 'E-mail this user', 'Upload file', and 'Special pages'. The footer contains 'FEEDBACK CONTACT US' and '© Department of Computer Science, The University of Auckland'.

**Department of Computer Science**

University of Auckland ▶ Department of Computer Science ▶ Stage One Wiki ▶ User:Rbap003

**Content** → User:Rbap003 - Stage One Wiki

Reuel's Wiki page [edit]

I'm one of the lecturers for COMPSCI111/111G over Summer School 2017. In previous semesters, I've tutored the COMPSCI111/111G labs. I'm interested in a range of Computer Science topics including:

- Operating systems
- Networking and communications protocols
- Legal aspects of IT (eg. intellectual property, privacy)

Contact details [edit]

Feel free to email me at reuel dot baptista @ auckland dot ac dot nz.

You're also welcome to drop by my office in building 303S, room 567 or you can email me for an appointment.

I hope you enjoy the course :)

This page was last modified 21:12, 7 December 2016.

**Navigation bar** → Views

- User page
- Discussion
- Edit
- History
- Delete
- Move
- Watch

**Link to my user page** → [Rbap003](#)

Categories

Jump to: ▾

**Personal tools**

- [Rbap003](#)
- My talk
- Preferences
- My watchlist
- My contributions
- Log out
- Recent Changes

**Search**

Go

**Toolbox**

- What links here
- Related changes
- User contributions
- E-mail this user
- Upload file
- Special pages

FEEDBACK CONTACT US

© Department of Computer Science, The University of Auckland

# Navigation bar

Edit the current page



View the page's edit history



Add page to your watchlist



View recent changes in the wiki



**Views**  
[User page](#)  
[Discussion](#)  
[Edit](#)  
[History](#)  
[Delete](#)  
[Move](#)  
[Watch](#)

**Categories**  
Jump to:

**Personal tools**  
[Rbap003](#)  
[My talk](#)  
[Preferences](#)  
[My watchlist](#)  
[My contributions](#)  
[Log out](#)  
[Recent Changes](#)

**Search**

**Toolbox**

# Wiki markup


- ▶ A special language used to format wiki pages
- ▶ Some wikis accept wiki markup and HTML tags (which we'll see later in the course)
- ▶ Chapter 4 of the [online reference manual](#) contains a helpful guide to wiki markup

# Wiki markup - paragraphs

- ▶ A new line is ignored while a blank line creates a new paragraph

Lorem ipsum dolor sit amet, consectetur adipiscing elit. Pellentesque condimentum. Maecenas scelerisque, risus id bibendum tempor, mi nisi viverra sapien.

Donec consectetur blandit semper. Class aptent taciti sociosqu ad litora torquent per conubia nostra, per inceptos himenaeos. Vivamus varius rutrum sapien.



```
 Lorem ipsum dolor sit amet, consectetur adipiscing elit.
 Pellentesque condimentum.
 Maecenas scelerisque, risus id bibendum tempor, mi nisi viverra
 sapien.
```

```
 Donec consectetur blandit semper. Class aptent taciti sociosqu ad
 litora torquent per conubia nostra, per inceptos himenaeos.
 Vivamus varius rutrum sapien.
```

# Wiki markup - headings

- ▶ Four levels of headings:
  - =Main heading=
  - ==Section heading==
  - ===Subsection heading===
  - ====Sub-subsection heading====

<p>Main heading</p> <p>This is some text</p> <hr/> <p>Section heading</p> <p>This is some text</p> <hr/> <p>Subsection heading</p> <p>This is some text</p> <hr/> <p>Sub-subsection heading</p> <p>This is some text</p>	<p><b>Contents</b> <a href="#">[hide]</a></p> <ul style="list-style-type: none"><li><a href="#">1 Main heading</a><ul style="list-style-type: none"><li><a href="#">1.1 Section heading</a><ul style="list-style-type: none"><li><a href="#">1.1.1 Subsection heading</a><ul style="list-style-type: none"><li><a href="#">1.1.1.1 Sub-subsection heading</a></li></ul></li></ul></li></ul></li></ul>
--	---

# Wiki markup - formatting

- ▶ Emphasis

`' 'Emphasised Text'`

- ▶ Strong

`'''Strong text'''`

- ▶ Very Strong

`''''Emphasised and strong''''`

*Emphasised Text*

**Strong text**

***Emphasised and strong***

```
"Emphasised Text"
```

```
'''Strong text'''
```

```
''''Emphasised and strong''''
```

# Wiki markup - links

- ▶ Two kinds of links:
  - ▶ Internal links: used to link to other pages in the wiki
  - ▶ External links: used to link to other webpages

- ▶ Internal link:

- ▶ `[[name of page]]`  
`[[User:Dazh001]]`

Another CompSci111 lecturer is: [User:Dazh001](#)

```
Another CompSci111 lecturer is: [[User:Dazh001]]
```

- ▶ External link:

- ▶ URL  
`http://www.auckland.ac.nz`

I attend <http://www.auckland.ac.nz>

```
I attend http://www.auckland.ac.nz
```

# Wiki markup - links

- ▶ You can add labels to links so they're easier for readers to understand
- ▶ Internal links:
  - ▶ `[[name of page | label]]`  
`[[User:Dazh001 | Damir]]`

Another CompSci111 lecturer is [Damir](#).

```
Another CompSci111 lecturer is [[User:Dazh001 | Damir]].
```



# Wiki markup - links

- ▶ External links

- ▶ [URL label]

- [<http://www.auckland.ac.nz> UoA]

```
I attend the UoA.
```

```
I attend the [http://www.auckland.ac.nz UoA].
```

- ▶ Note only one pair of square brackets and a space instead of a bar character

# Wiki markup - lists

- ▶ Two kinds of lists
- ▶ Unordered lists:
  - ▶ Uses the \* character in front of each list item
  - ▶ Use multiple \* to create sub-lists

<ul style="list-style-type: none"><li>■ Apples<ul style="list-style-type: none"><li>■ Granny smith</li><li>■ Royal gala</li></ul></li><li>■ Oranges</li><li>■ Pears</li></ul>
<pre>*Apples **Granny smith **Royal gala *Oranges *Pears</pre>

# Wiki markup - lists

- ▶ Ordered lists:
  - ▶ Uses the # character in front of each list item
  - ▶ Use multiple # to create sub-lists

- ```
1. Act One
    1. First scene
    2. Second scene
2. Act Two
3. Act Three
```

```
#Act One
##First scene
##Second scene
#Act Two
#Act Three
```

# Exercises

- ▶ What kinds of Wikipedia articles are more likely to be accurate?
  - ▶ Academic topics
- ▶ What is the key difference between blogs and micro-blogs?
  - ▶ Micro-blogs are designed for sharing smaller pieces of content

# Exercises

- What would the following wiki markup look like when viewed in a web browser?

```
The Summer School lecturers are:  
#[[User:dazh001 | Damir]]  
#Reuel  
##He doesn't have a user page!  
#[http://www.citr.auckland.ac.nz/~angela/ Angela]
```

The Summer School lecturers are:

1. [Damir](#)
2. Reuel
  1. He doesn't have a user page!
3. [Angela](#)

```
The Summer School lecturers are:  
#[[User:dazh001 | Damir]]  
#Reuel  
##He doesn't have a user page!  
#[http://www.citr.auckland.ac.nz/~angela/ Angela]
```

# Summary

## ▶ Blogs

- ▶ Overview, uses
- ▶ Advantages and disadvantages

## ▶ Wikis

- ▶ An overview of Wikipedia
- ▶ Wiki markup: paragraphs, headings, formatting, links, lists